

*Thank you for choosing*

# Torpedo C.A.B.

Updated to include a stunning clean preamp, audio enhancer, tuner, additional reverbs and noise gate to work seamlessly with the power amp simulator, cab sims and the other amazing features you know and love about your Torpedo C.A.B. M - Two notes Audio Engineering have upgraded your pedal to the incredible Torpedo C.A.B. M+.

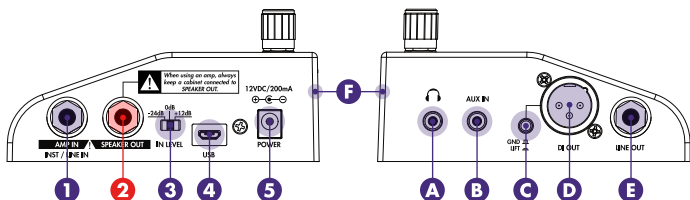
You now have an amazing clean pedal platform with a powerful and concise EQ, realistic tube feel and sounding power amp that makes the Torpedo C.A.B. M+ the ultimate pedal board solution for players who want, or need, to go direct.

Torpedo C.A.B. M+ comes with a carefully picked selection of 32 Two notes virtual cabinets (dynamic IR technology), a clean preamp based on an all original '74 SilverFace B'man, tube power-amp emulations and a wide range of effects designed to shape your tone the way you hear it in your head.

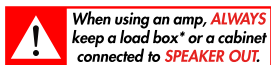
- Critically acclaimed DynIR technology powering Dual-miked Virtual Cabinets;
- 300+ additional Virtual Cabinets to audition via the cabinet library. Explore official cabinets from MESA/Boogie™, Celestion™, Orange™, and many more at [store.two-notes.com](http://store.two-notes.com);
- Compact dual-IR loader;
- Enhancer, Noise Gate, Reverb, Parametric Equaliser;
- Go direct with your pedalboard or tube amp (requires load box\*);
- Immersive headphone experience;
- Wireless and USB control.

Download the complete owner's manual  
[www.two-notes.com/torpedo-cab-m](http://www.two-notes.com/torpedo-cab-m)

# Inputs & Outputs



- 1 Connect your pedalboard, guitar or **amp output (!)** here.



- 2 Connect your load box\* or cabinet here when plugging your amp into the AMP IN.
- 3 Adjust input level depending on the source plugged into the C.A.B. M+.
- 4 Control unit on a Windows or macOS computer through Torpedo Remote software.
- 5 Power the unit with the supplied adapter.

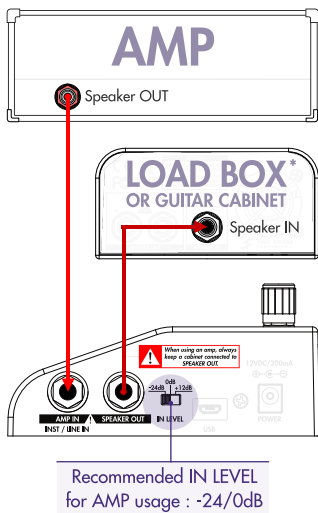
- A Headphones output.
- B Auxiliary input to play along backing tracks from an external source.
- C Ground lift switch to eliminate ground loops.
- D Balanced XLR output to connect to a mixer or an audio interface.
- E Balanced Jack output (TRS) to connect to a mixer or an audio interface.
- F Memory card reader located on the rear panel to load your custom IR files.



Replace your cabinet with a load box to play your tube amp silently through Torpedo C.A.B. M+.  
We recommend a reactive load box such as Torpedo Captor for best results.  
Learn more on [two-notes.com/torpedo-captor](https://two-notes.com/torpedo-captor)

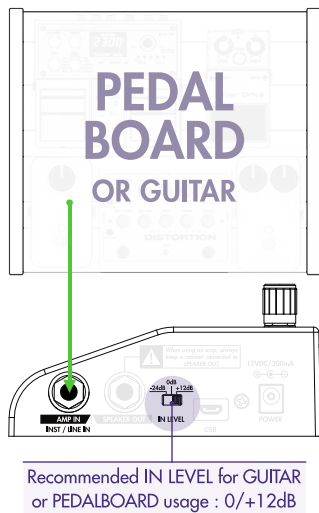
## DI Your Amp

Place your Torpedo C.A.B. M+ between your tube amp and your speaker or a load box\* to ensure you get the full experience of your amp tone direct to the desk.

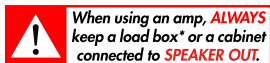


## Clean Pedal Platform

Place your Torpedo C.A.B. M+ at the end of your board, enable the Clean Preamp and Power Amp and go direct to your P.A. or audio interface.



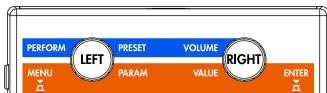
You can then use the 1/8" mini-jack, balanced XLR and 1/4" TRS jack outputs on the other side of the unit to send the Torpedo C.A.B. M+'s processed signal to your audio interface, mixing desk or headphones.



1/4" TRS or TS jack

1/4" jack speaker cable

# Controls & Remote



The two knobs on Torpedo C.A.B. M+ are continuous and have push function. The unit is in **PERFORM** mode at startup.

## In **PERFORM** mode

- **LEFT** knob lets you scroll through presets while the **RIGHT** knob sets the unit's volume.
- A short press on **ANY** knob switches the unit to **MENU** mode.
- A long press on the **LEFT** knob lets you save and rename your preset.
- A long press on the **RIGHT** knob enables the Tuner.

## In **MENU** mode

- **LEFT** knob lets you navigate through parameters while the **RIGHT** knob lets you edit the selected parameter value.
- A short press on the **LEFT** knob lets you exit the sub-menu and switch the unit back to **PERFORM** mode.
- A short press on the **RIGHT** knob lets you enter the selected sub-menu.

Save the parameter values outside of Global  by saving your preset. Global  parameters apply to the whole unit and are automatically saved.



## Torpedo Remote

Create and edit your presets for Torpedo C.A.B. M+ wirelessly on Android & iOS devices and via USB on Windows & macOS computers with Torpedo Remote.

Download **Torpedo Remote**  
[two-notes.com/torpedo-remote](http://two-notes.com/torpedo-remote)